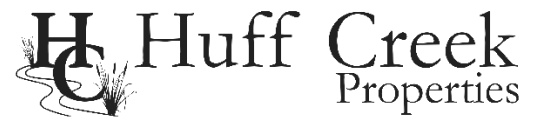


# Premiere Estate Lot | ±24.9 Acres

Craig Road | Tract A, Fountain Inn, SC 29644



**SALES PRICE: \$28,500/Acre**

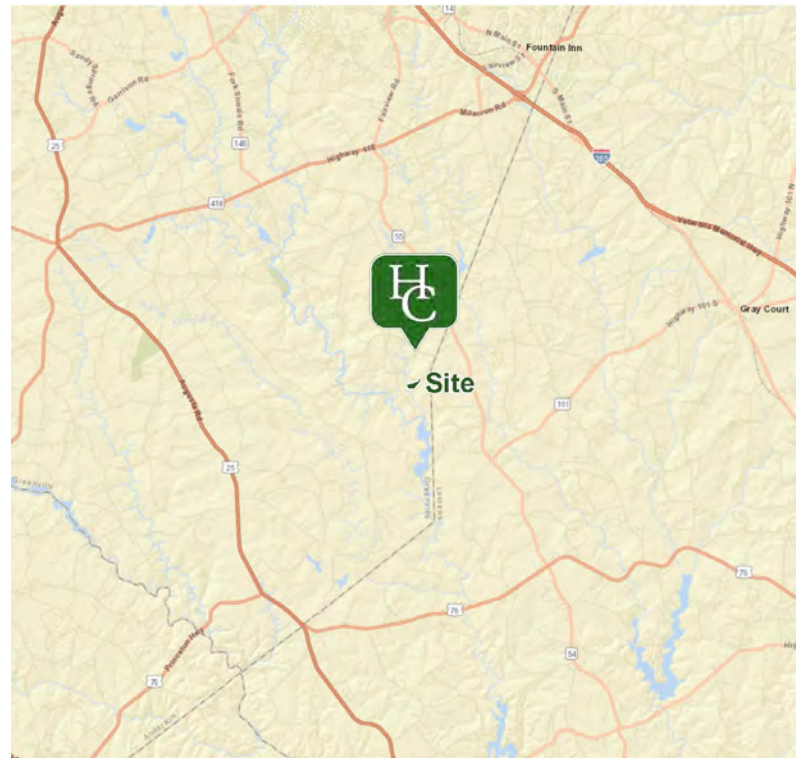


## Property Features

- ±680' of Martin Creek frontage
- ±287' of Craig Road frontage
- A portion of Greenville County TM# 0565010101802
- Timber stands include mature loblolly pines (twice thinned) and mixed hardwood along the creek bottom
- Existing internal roads
- Quality wildlife populations
- 30-35 minutes from downtown Greenville
- 15-20 minutes from Simpsonville/Fountain Inn amenities

Craig Road "Tract A" is a premiere estate lot offering a remarkable opportunity to experience rural living in a part of the Piedmont region of South Carolina with a thriving local community.

## EXCELLENT HOMESITE



**Rusty Hamrick**

+1 864 232 9040

[rhamrick@naiearlefurman.com](mailto:rhamrick@naiearlefurman.com)

**John Etheridge**

+1 864 232 9040

[jetheridge@naiearlefurman.com](mailto:jetheridge@naiearlefurman.com)

101 E Washington St

Greenville, SC 29601

[huffcreekproperties.com](http://huffcreekproperties.com)



# Property Description

Craig Road | Tract A, Fountain Inn, SC 29644



Fork Shoals is home to an award-winning elementary school (Fork Shoals Elementary), a stunning 90-acre county park located on a 200 foot wide waterfall on the Reedy River with miles of trails (Cedar Falls Park), a vibrant 12-acre working winery and vineyard (City Scape Winery), and a 100 acre Dairy Farm, Creamery, and Grocery store that received South Carolina's highest civilian honor in 2021, the 'Order of Palmetto', for its leadership in sustainable agricultural practices (Happy Cow Creamery). All four of these local treasures are just a few miles from Craig Road "Tract A" and each one contributes to an unmistakable culture of the highest quality rural lifestyle one can find just 30 minutes outside of Greenville SC offering a perfect mix of city amenities and a Southern small-town feel.



**Rusty Hamrick**

**+1 864 232 9040**

**[rhamrick@naiearlefurman.com](mailto:rhamrick@naiearlefurman.com)**

**John Etheridge**

**+1 864 232 9040**

**[jetheridge@naiearlefurman.com](mailto:jetheridge@naiearlefurman.com)**

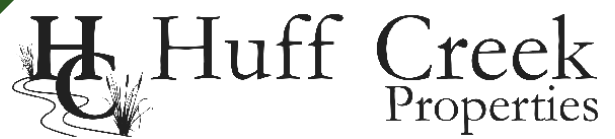
No Warranty Or Representation, Express Or Implied, Is Made As To The Accuracy Of The Information Contained Herein, And The Same Is Submitted Subject To Errors, Omissions, Change Of Price, Rental Or Other Conditions, Prior Sale, Lease Or Financing, Or Withdrawal Without Notice, And Of Any Special Listing Conditions Imposed By Our Principals No Warranties Or Representations Are Made As To The Condition Of The Property Or Any Hazards Contained Therein Are Any To Be Implied.

The Timber and Recreational Land Division of NAI Earle Furman



# Map Set

Craig Road | Tract A, Fountain Inn, SC 29644



Topographical Map



Flood Zones



National Wetlands Inv.



Soil Survey



**Rusty Hamrick**

**+1 864 232 9040**

**rhamrick@naiearlefurman.com**

**John Etheridge**

**+1 864 232 9040**

**jetheridge@naiearlefurman.com**

No Warranty Or Representation, Express Or Implied, Is Made As To The Accuracy Of The Information Contained Herein, And The Same Is Submitted Subject To Errors, Omissions, Change Of Price, Rental Or Other Conditions, Prior Sale, Lease Or Financing, Or Withdrawal Without Notice, And Of Any Special Listing Conditions Imposed By Our Principals No Warranties Or Representations Are Made As To The Condition Of The Property Or Any Hazards Contained Therein Are Any To Be Implied.

The Timber and Recreational Land Division of NAI Earle Furman